



HF/50MHz ALL MODE TRANSCEIVER

IC-7410

The Best Balance of Technology,
Performance and Fun!



The Best Balance of Technology, Performance and Fun!

HF/50MHz ALL MODE TRANSCEIVER **IC-7410**



Faster DSP unit and in-house DSP expertise

Icom brings out the best DSP performance combining more than ten years of DSP technical know-how and much faster DSP processors. Icom's in-house DSP experts have developed a IC-746PRO/7400 series replacement that every operator will be proud to own. In addition to the higher speed DSP, the AD/DA converter, AK4620B, provides a higher dynamic range and superior S/N ratio.



<DSP unit> ADSP-21369
Internal clock speed: 333MHz
32-bit floating point DSP
Max. performance: 2000MFLOPS



<AD/DA converter> AK4620B
ADC Signal/(Noise+Distortion) : 100dB
ADC Dynamic range, S/N : 113dB
DAC Signal/(Noise+Distortion) : 97dB
DAC Dynamic range, S/N : 115dB

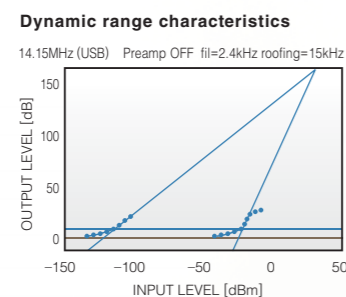
Double-conversion superheterodyne

Introduced with the IC-7800, a double conversion superheterodyne design, with an image rejection mixer for the 2nd mixer stage is employed in the IC-7410. This receiver design not only reduces the electronic complexity, it greatly reduces the number of internal distortion points from older triple and quadruple conversion receivers.

+30dBm third-order intercept point (IP3)


In Icom's continuing efforts to create the best receiver, the design of the IC-7410 incorporates the latest in DSP software technology and Icom's analog RF circuit experience for a +30dBm* IP3, rivaling the IC-7600. The end result, clear reception of weak signals surrounded by QRM from broadcast and neighboring ham stations.

* In 14MHz band.



Three first IF filters (3/6/15kHz)

The IC-7410 accommodates three 1st IF filters with the 15kHz, 1st IF filter supplied, while the 3kHz FL-431 and 6kHz FL-430 are optional for better receiver performance by protecting the desired signal from nearby strong signals. (Fixed for 15kHz in FM mode.)



Optional 1st IF filters (6kHz, 3kHz)


Large, multi-function LCD

The display increases in width from the IC-746PRO/7400 series. The large multi-function LCD shows frequency, 9-character channel name, channel number, multi-functional meter (includes S-meter, RF output, SWR, ALC and COMP level). The dot-matrix portion of the LCD shows the following items:

- Channel name
- Band scope
- Memory keyer contents
- Function key assignment
- RTTY decoder screen
- Graphical SWR scale

USB connector for PC control

The IC-7410 has a standard type B USB connector and can be connected to a PC. Modulation input, audio output, RTTY demodulator output and CI-V command can be controlled via the USB cable. Also, the conventional CI-V remote control jack is built in to the IC-7410.



CI-V Jack USB connector

RTTY demodulator and decoder

The built-in RTTY demodulator and decoder allow you to instantly read an RTTY message on the display. No external units or PC required. The built-in tuning indicator visually helps in critical tuning.

Simple band scope

The built-in simple band scope shows the band condition at a glance and is handy for searching for active stations.

Wide range of DSP features

Using the latest algorithms, the digital features give flexibility and speed needed for working in tough RF conditions.

- Digital IF filter allows you to choose filter width and shape factor
- Digital Twin PBT eliminates interference by changing the IF bandwidth and/or shifting the IF frequency
- AGC loop management with programmable AGC time constant
- Auto/manual Notch Filter provides more than 70dB attenuation and eliminates unwanted beat tones
- Noise Reduction can enhance the receiver's signal-to-noise ratio
- Noise Blanker reduces interference from pulse-type noise
- RF Speech Compressor increases average talk power, improving signal strength and readability
- User programmable tone control: microphone equalizer, SSB transmit passband width, receive HPF/LPF and receive audio equalizer

Ample CW functions

All of the following CW capabilities are included in the IC-7410:

- Large CW pitch knob and independent BK-IN (break-in) delay knob
- CW wave form controlled by the DSP
- 4 keyer channels with 70 characters of transmit memory per channel
- Multi-function electronic keyer with adjustable keying speed from 6-48 wpm, dot-dash ratio from 1:1:2.8 to 1:1:4.5 and paddle polarity
- Bug keyer and full break-in function
- Continuously adjustable CW pitch control from 300-900Hz
- Double key jacks (Front and rear panels) • CW reverse

High frequency stability

A high stability TCXO crystal oscillator provides ± 0.5 ppm of high frequency stability over a wide temperature range (0°C to +50°C). This allows for a long steady operating time in digital modes.

Large heat sink

When compared to the IC-746PRO series, the IC-7410's large heat sink improves heat dissipation. Even during long hours of heavy-duty cycle operation, the IC-7410 provides stable output power.



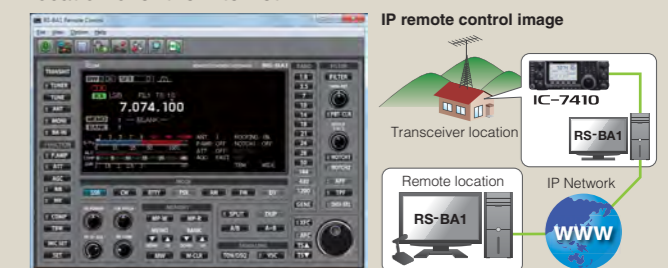
IC-7410 chassis

Other features

- Built-in voice synthesizer
- User programmable band edge beep
- VSC (Voice Squelch Control) function
- Two preamplifier types: Preamp 1: Improving IMD characteristics, Preamp 2: High gain preamplifier • 20dB built-in attenuator
- Built-in automatic antenna tuner
- CTCSS tone encoder and decoder
- Triple band stacking register
- Quick split and frequency lock functions
- RIT and Δ Tx variable up to ± 9.999 kHz
- SSB/CW synchronous tuning
- 1Hz pitch tuning and display
- ± 0.5 ppm of high frequency stability
- Program, memory, select memory, mode select and Δ f scans
- Automatic tuning steps
- AH-4 control circuit
- Large independent MIC/RF power and Notch knobs

Optional RS-BA1 IP remote control software

The optional RS-BA1 allows you to use the IC-7410 from another room using your home network or even from a remote location over the Internet.



Rear Panel View



SPECIFICATIONS

GENERAL

- Frequency coverage :
 - USA version
 - Rx 0.030-60.000MHz*
 - Tx 1.800-1.999MHz 3.500- 3.999MHz
 - 5.255-5.405MHz* 7.000- 7.300MHz
 - 10.100-10.150MHz 14.000-14.350MHz
 - 18.068-18.168MHz 21.000-21.450MHz
 - 24.890-24.990MHz 28.000-29.700MHz
 - 50.000-54.000MHz
 - Europe, Europe-01 version
 - Rx 0.030-60.000MHz*
 - Tx 1.810-1.999MHz 3.500- 3.800MHz
 - 7.000-7.100MHz (Europe)
 - 7.000-7.200MHz (Europe-01)
 - 10.100-10.150MHz 14.000-14.350MHz
 - 18.068-18.168MHz 21.000-21.450MHz
 - 24.890-24.990MHz 28.000-29.700MHz
 - 50.000-52.000MHz

* Some frequency bands are not guaranteed.

- Mode : USB, LSB, CW, RTTY, AM, FM
- Number of memory Ch. : 101 (99 regular, 2 scan edges)
- Antenna connector : SO-239x2 (50Ω)
- Temperature range : 0°C to +50°C; +32°F to +122°F
- Frequency stability : Less than ±0.5ppm (0°C to 50°C; +32°F to +122°F)
- Power supply requirement : 13.8V DC ±15% (negative ground)
- Current drain (at 13.8V DC):
 - Tx Max. power 23A
 - Rx Stand-by 2.2A
 - Max. audio 3.0A
- Dimensions (WxHxD) : 315x116x343 mm; (projections not included) 12.4x4.57x13.5 in
- Weight (approx.) : 10.2kg; 22.4lb

TRANSMITTER

- Output power :
 - SSB, CW, RTTY, FM 2-100W
 - AM 2-27W
- Modulation system :
 - SSB Digital PSN modulation
 - AM Digital low power modulation
 - FM Digital phase modulation
- Spurious emission : Less than -50dB (HF bands) Less than -63dB (50MHz band)
- Carrier suppression : More than 40dB
- Unwanted sideband suppression : More than 55dB
- Microphone connector : 8-pin connector (600Ω)

RECEIVER

- Receive system : Double conversion superheterodyne
- Intermediate frequencies : 1st 64.455MHz 2nd 36kHz
- Sensitivity (typical) :

	0.5-1.8MHz	1.8-29.9MHz	50-54MHz
SSB/CW	—	0.16μV ^{*1}	0.13μV ^{*2}
AM	12.6μV ^{*1}	2.0μV ^{*1}	1.6μV ^{*2}
FM	—	0.5μV ^{*3}	0.32μV ^{*3}

10dB S/N for SSB, CW, RTTY and AM, 12dB SINAD for FM
^{*1} Pre-amp 1 ON, ^{*2} Pre-amp 2 ON, ^{*3} 28-29.7MHz.
- Squelch sensitivity (Pre-amp : ON) :
 - SSB Less than 5.6μV
 - FM Less than 0.3μV
- Selectivity :
 - SSB More than 2.4kHz / -6dB
 - (BW : 2.4kHz, sharp) Less than 3.4kHz / -40dB

- CW More than 500Hz / -6dB
- (BW : 500Hz, sharp) Less than 700Hz / -40dB
- RTTY More than 500Hz / 6dB
- (BW : 350Hz, sharp) Less than 800Hz / -40dB
- AM (BW : 6kHz) More than 6.0kHz / 6dB
- Less than 10.0kHz / -40dB
- More than 12.0kHz / -6dB
- Less than 22.0kHz / -40dB
- More than 70dB

- Spurious and image rejection ratio : More than 2.0W at 10% distortion with an 8Ω load
- AF output power (at 13.8V DC) : ±9.999kHz
- RIT variable range : 3-conductor 6.35 (d) mm (1/4")
- PHONES connector : 2-conductor 3.5 (d) mm (1/8")/8Ω
- EXT SP connector

ANTENNA TUNER

- Matching impedance range:
 - HF bands 16.7-150Ω unbalanced^{**}
 - 50MHz band 20-125Ω unbalanced^{**}
 - ^{**} Less than VSWR 1:3 ; ^{**} Less than VSWR 1:2.5
- Minimum operating power :
 - HF bands 8W
 - 50MHz band 15W
- Tuning accuracy : VSWR 1:1.5 or less (SWR after the motor has stopped)
- Insertion loss (after tuning) :
 - 1.8 MHz band 1.2dB or less
 - 3.5-50MHz bands 1.0dB or less

- Supplied accessories :
- Hand microphone
 - DC power cable
 - Spare fuses
 - CW key plug

All stated specifications are subject to change without notice or obligation.

OPTIONS

Some options may not be available in some countries. Please ask your dealer for details.



IC-PW1/IC-PW1EURO HF+50MHz 1kW LINEAR AMPLIFIER
Covers all HF and 50MHz bands, provides clean, stable 1kW output. Automatic antenna tuner and compact detachable controller are standard. 2 exciter inputs are available.




AH-4 HF+50MHz AUTOMATIC ANTENNA TUNER
Covers 3.5-54MHz with a 7m (23 ft) or longer wire antenna.



AH-2b ANTENNA ELEMENT
A 2.5m long antenna element for mobile operation with the AH-4. All amateur bands between 7-54 MHz can be matched.



PS-126 DC POWER SUPPLY
13.8V DC, 25A max. with 4-pin type connector.



FL-430 6kHz 1st IF FILTER
FL-431 3kHz 1st IF FILTER
1st IF filters for better receiver performance.



SM-50 DESKTOP MICROPHONE
Unidirectional, electret microphone for base station operation. [UP/DOWN] switches and low cut function are available.



SM-30 DESKTOP MICROPHONE
Compact, lightweight electret microphone. Low cut function is available.
SM-20 is also available.



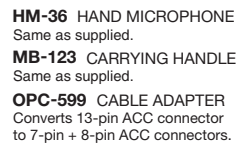
SP-21 EXTERNAL SPEAKER
Input impedance: 8Ω
Max. input power: 5W



SP-23 EXTERNAL SPEAKER
4 audio filters; headphone jack.
Input impedance: 8Ω
Max. input power: 5W



CT-17 CI-V LEVEL CONVERTER
For external transceiver control using a PC equipped with an RS-232C port.



HM-36 HAND MICROPHONE
Same as supplied.
MB-123 CARRYING HANDLE
Same as supplied.
OPC-599 CABLE ADAPTER
Converts 13-pin ACC connector to 7-pin + 8-pin ACC connectors.
RS-BA1 IP REMOTE CONTROL SOFTWARE
For IP remote transceiver control from a PC.

Icom, Icom Inc. and the Icom logo are registered trademarks of Icom Incorporated (Japan) in the United States, the United Kingdom, Germany, France, Spain, Russia, Japan and/or other countries.

Icom Inc.

1-1-32, Kami-minami, Hirano-ku, Osaka 547-0003, Japan Phone: +81 (06) 6793 5302 Fax: +81 (06) 6793 0013

www.icom.co.jp/world

Count on us!

Icom America Inc.

2380 116th Avenue NE,
Bellevue, WA 98004, U.S.A.
Phone: +1 (425) 454-8155
Fax: +1 (425) 454-1509
E-mail: sales@icomamerica.com
URL: <http://www.icomamerica.com>

Icom New Zealand

146A Harris Road, East Tamaki,
Auckland, New Zealand
Phone: +64 (09) 274 4062
Fax: +64 (09) 274 4708
E-mail: inquiries@icom.co.nz
URL: <http://www.icom.co.nz>

Icom (UK) Ltd.

Blacksole House, Altira Park,
Herne Bay, Kent, CT6 6GZ, U.K.
Phone: +44 (0)1227 741741
Fax: +44 (0)1227 741742
E-mail: info@icomuk.co.uk
URL: <http://www.icomuk.co.uk>

Asia Icom Inc.

6F No. 68, Sec. 1 Cheng-Teh Road,
Taipei, Taiwan, R.O.C.
Phone: +886 (02) 2559 1899
Fax: +886 (02) 2559 1874
E-mail: sales@asia-icom.com
URL: <http://www.asia-icom.com>

Your local distributor/dealer:

Icom Canada

Glenwood Centre #150-6165 Highway 17,
Delta, B.C., V4K 5B8, Canada
Phone: +1 (604) 952-4266
Fax: +1 (604) 952-0090
E-mail: info@icomcanada.com
URL: <http://www.icomcanada.com>

Icom (Europe) GmbH

Communication Equipment
Auf der Krautweide 24
65812 Bad Soden am Taunus, Germany
Phone: +49 (6196) 76685-0
Fax: +49 (6196) 76685-0
E-mail: info@icomeurope.com
URL: <http://www.icomeurope.com>

Icom France s.a.s.

Zac de la Plaine,
1 Rue Brindejonc des Moulinais, BP 45804,
31505 Toulouse Cedex 5, France
Phone: +33 (5) 61 36 03 03
Fax: +33 (5) 61 36 03 00
E-mail: icom@icom-france.com
URL: <http://www.icom-france.com>

Beijing Icom Ltd.

10C07, Long Silver Mansion, No.88, Yong Ding
Road, Haidian District, Beijing, 100039, China
Phone: +86 (010) 5889 5391/5392/5393
Fax: +86 (010) 5889 5395
E-mail: bjicom@bjicom.com
URL: <http://www.bjicom.com>

Icom (Australia) Pty. Ltd.

Unit 1 / 103 Garden Road,
Clayton, VIC 3168 Australia
Phone: +61 (03) 9549 7500
Fax: +61 (03) 9549 7505
E-mail: sales@icom.net.au
URL: <http://www.icom.net.au>

Icom Spain S.L.

Ctra. Rubi, No. 88 "Edificio Can Castanyer"
Bajos A 08174, Sant Cugat del Valles,
Barcelona, Spain
Phone: +34 (93) 590 26 70
Fax: +34 (93) 589 04 46
E-mail: icom@icomspain.com
URL: <http://www.icomspain.com>

Icom Polska

81-850 Sopot, ul. 3 Maja 54, Poland
Phone: +48 (58) 550 7135
Fax: +48 (58) 551 0484
E-mail: icompolska@icompolska.com.pl
URL: <http://www.icompolska.com.pl>